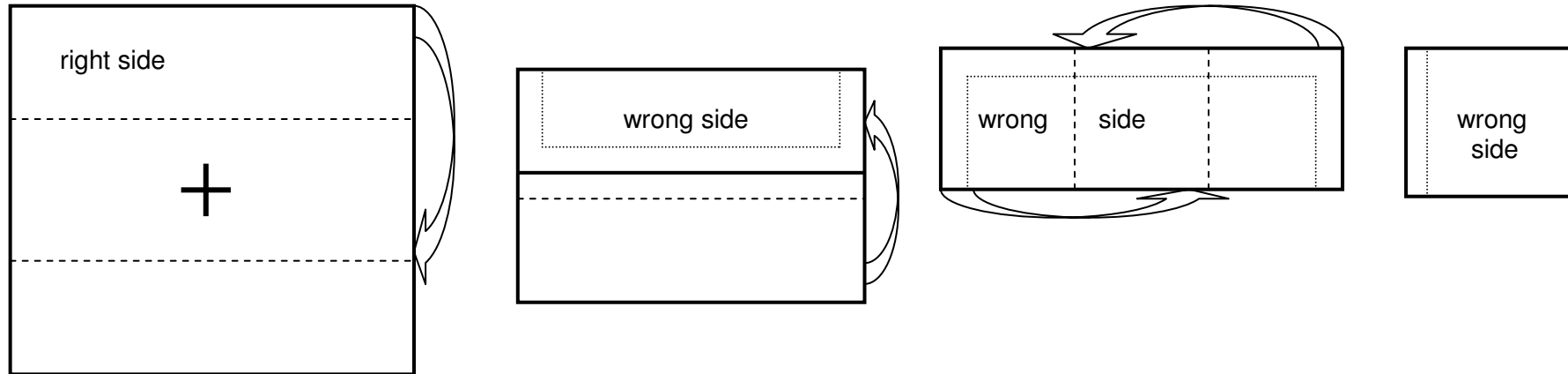


IRONING INSTRUCTIONS FOR ALTAR CLOTHS

CORPORAL

Sits on pall (and chalice), large square altar cloth, cross in centre or corner

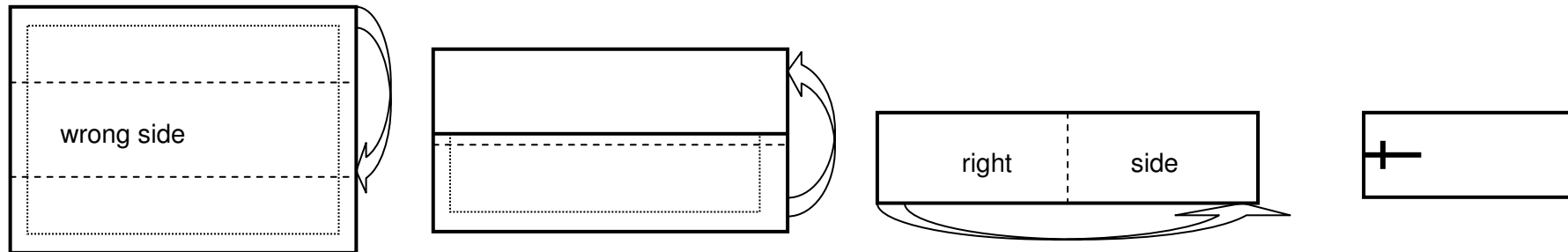
Corporals are folded in 3rds then 3rds again. Right side up before folding.



PURIFIERS

Chalice wipes, cross usually in centre

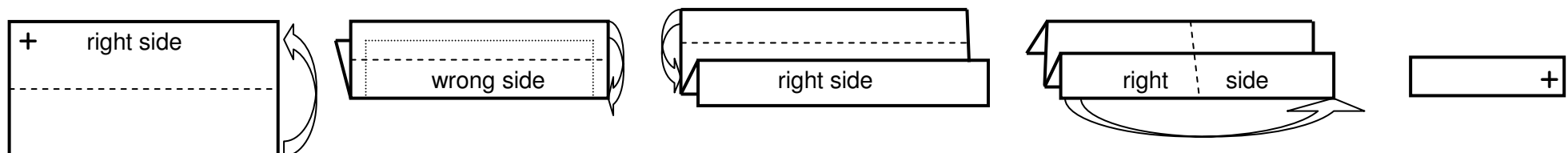
Purifiers are folded in 3rds then in half. Right side up before folding.



FINGER TOWEL

Used with water bowl for presider to dry fingers

Finger towels are folded in half, then each side is folded down (fold one side *then turn cloth around* and fold down other side), then fold in half. Right side up before folding.



WASHING INSTRUCTIONS FOR SACRED CLOTHS

After Mass the Acolyte should place any used/soiled purificators (purifiers), finger towels and corporals in the laundry bag in the cupboard where the priest's vestments are stored.

Ministers of Communion (Eucharistic Ministers and Acolytes) are asked to assist in cleaning the sacred cloths, so after mass please check the laundry bag and take them home.

How to wash sacred cloths:

- First soak the cloths in clean cold water in a bucket.
- Wring out the cloths.
- Pour the water from the bucket into your garden. This is so that any wine may be dissolved and returned to the earth.
- Spray any marks (lipstick...) with 'Preen' (etc).
- Soak cloths in a soaking powder (eg. oxygen bleach soak) to make them clean and white.
- You may then wash and rinse them by hand or in the washing machine.

Please iron the cloths as instructed on the handout given.

Thank you for your care of the Sacred Cloths.